






Systemanforderungen

Valid for

GridVis Editions			Software platform	
				

Supported operating systems:

- Microsoft Windows Server 2008*
- Microsoft Windows Server 2012*
- Microsoft Windows Server 2016*
- Microsoft Windows Server 2019
- Microsoft Windows 8
- Microsoft Windows 10
- Linux distributions on request and only for large-scale projects

*IE11 browser is not supported

Supported web browsers:

- Google Chrome (current version) - *Recommended*
- Microsoft Edge
- Firefox (current version)

PC system requirements:

- Current processor architecture
 - Recommended: Intel Xeon (server capable)
- RAM: Min. 8 GB (standard database)
 - Recommended: 16 GB (MySQL, MSSQL database)
- Installation memory: 2 GB
- Measurement data memory: Depends on the amount of measurement data, storage depth and archiving period
- 64-bit system
- Recommended and optimized screen resolution: 1280 x 960 pixels

Databases:

- MSSQL - *Recommended*
 - MSSQL 2014, 2016, 2017 and 2019 are supported.
 - Express versions are not supported!
- MySQL (5.7.22 & 8.0.16)
- JanDB - included in the scope of delivery.

NOTE!



The JanDB does **not** run on network drives and does **not** provide multi-user support!

Virtual machines:

There are no known restrictions for virtual machines.

- Citrix environments are not supported!

NOTE!



Compatibility between the GridVis® Web and the GridVis® Desktop versions

- **Make sure that the version number of GridVis® Web corresponds to your desktop edition!**

For example, a desktop edition with the version number **7.5.60** expects a service edition with the version number **7.5.60**.

Examples:

- A desktop edition (e.g. GridVis® Expert) with the version number **7.5.60** works with the web edition **7.5.60**.
- A desktop edition (e.g. GridVis® Expert) with the version number **7.5.60** does **not** work with the web edition **7.5.22**.

Ports, protocols and connections:

Device	Protocols	Ports
GridVis®		
	Modbus / TCP - Modbus / UDP	502
	HTTP	80
	FTP	21
	FTP data port	1024, 1025
	FTP data port	1026, 1027
	Modbus / TCP	502
	Modbus via Ethernet	8000
	UMG510 command language	1234
	Read out Telnet data port	1239
	Update Telnet data port	1236, 1237
	Email port (preparation)	25
	Email port (preparation)	587
	Janitza® ID server (licensing)	443
	Web server (default port)	8080 (configurable in the installer)
PCAnywhere		
	UDP, TCP / IP	5631, 5632
UMG 801		
	Modbus / TCP - Modbus / UDP	502 (UDP / TCP), modifiable
	DNS (client)	53 (UDP)
	DHCP (client)	67 / 68 (UDP)
	HTTP	80 (TCP)
	HTTPS	443 (TCP)
	NTP	123 (UDP)
	SFTP	22 (TCP)
	OPC-UA (binary)	4840 (TCP)
	Device identification (since v1.3.0)	1111 (UDP)
UMG 605 / UMG 604 / UMG 512 / UMG 511 / UMG 509 / UMG 508		
	TFTP	1201

	Modbus / TCP - Modbus / UDP	502, 4 ports
	DHCP	68
	NTP	123
	BACnet	47808
	Name service	1200
	HTTP	80
	FTP	21
	FTP data port	1024, 1025
	FTP data port	1026, 1027
	Modbus via Ethernet	8000, 1 port
	Service port (Telnet)	1239
	SNMP	161 / 162 (TRAP)
	Email port (current)	25
	Email port (in preparation)	587
UMG 104 / UMG 103		
	Device does not have an Ethernet port	
UMG 96-PA / UMG 96-PQ (each with module 96-PA-RCM or 96-PA-RCM-EL)		
	Modbus / TCP - Modbus / UDP	502, 4 ports
	DNS server	53 (UDP)
	DHCP server (BootP)	67
	DHCP client (BootP)	68
	NTP server	123
	DNS (local port)	1200
	Devices identification	1111 (UDP)
UMG 96RM-E		
	DNS	53 (UDP / TCP)
	DHCP client (BootP)	68 (UDP)
	NTP client	123 (UDP)
	Email (send)	Selectable (1-65535 TCP)
	BACnet	47808 / UTP
	Ping	(ICMP / IP)
	FTP	20 (TCP)*, 21 (TCP) *Random port (>1023) for data transmission if working in PASSIVE mode. The UMG96RM-E can manage 20 TCP connections. The device contacts client services at a server via the specified ports, Server services are provided by the device.
	HTTP	80 (TCP)
	NTP (listen only)	123 (UDP broadcast)
	SNMP	161 (UDP)
	Modbus TCP	502 (UDP / TCP)
	Devices identification	1111 (UDP)

	Telnet	1239 (TCP)
	Modbus RTU (Ethernet encapsulated)	8000 (UDP)

NOTE!



Please ensure that your JanDB project is not stored on a network drive! Save your project on your local PC with the GridVis® installation.

NOTE!



The system requirements depend on the project size and the number of measurement points. For larger projects, other, higher system requirements may apply. Adjust the system requirements accordingly! If you have any questions about the system requirements, contact [Janitza Technical Support](#).